



HIGH PERFORMANCE 1:10 ELECTRIC TOURING CAR

SETUP SHEET

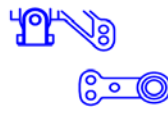
Driver: _____
 Track / _____
 City: _____
 Event: _____ Date: _____

Front Suspension

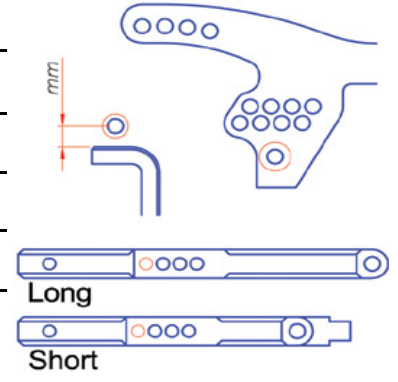
Caster block _____ Downstops _____ Oil / Piston _____
 Kickup _____ Anti roll Bar _____ Spring _____
 Toe-in _____ Toe-out _____ Shocktower _____
 Camber _____ Front width _____ Steering block _____
 Ride Height _____
 Wheelbase Adjustment _____
 Shims under couplers _____



Wishbone _____
 Ackermann Setting _____



Shock Mount & Camber Link



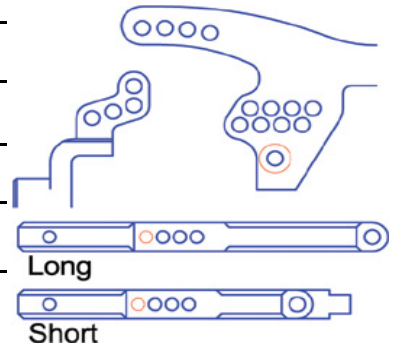
Rear Suspension

Anti-squat _____ Downstops _____ Oil / Piston _____
 Toe-in _____ Anti-roll Bar _____ Spring _____
 Camber _____ Rear width _____ Shocktower _____
 Ride Height _____
 Wheelbase Adjustment _____



Upright _____
 Wishbone _____

Shock Mount & Camber Link



Others

Front tires _____ Insert _____ Wheel _____
 Rear Tires _____ Insert _____ Wheel _____
 Comments _____

Battery _____ Front Drive _____ Spur _____ Pinion _____
 Motor _____ Brush _____ Spring _____
 Radio _____ Servo _____ ESC _____
 Body _____ Wing _____
 Tire Additive _____ Lead Weights _____

Track Conditions

Surface _____
 Traction _____ Race Comments _____
 Composition _____ Main _____ Finish _____ Qualifying pos. _____
 Temp. _____ Notes _____

